


technical setup

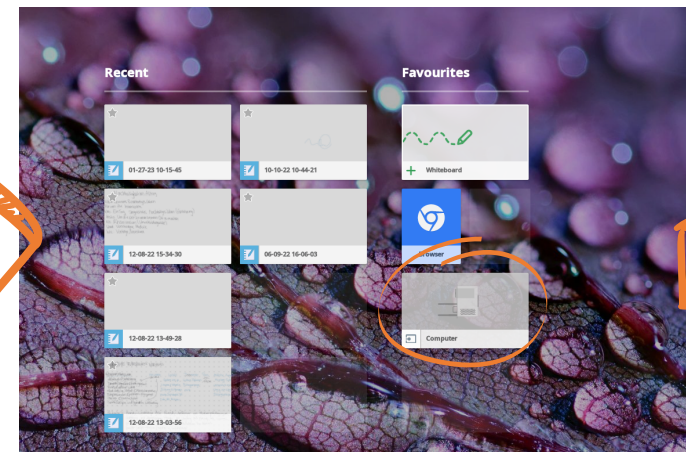
START



Power on.



Turn on smartboard.



Select "Computer" to use the integrated computer.

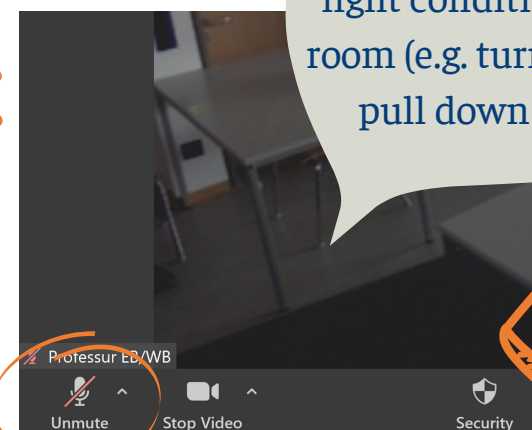


Turn on laptop and log in.

i A third camera can be connected to your own laptop or another laptop.

i It is possible to use the laptop, which is provided by the professorship EB/WB.

start seminar session



Turn off microphone & sound on the external devices (laptops).

! Turn on microphone & sound on smartboard.

i Adapt settings of the light conditions in the room (e.g. turn on lights, pull down blinds).



Use the external laptop to coordinate zoom and share the presentation.

i The smartboard is used for visibility of online participants in the zoom meeting.



Start zoom on the laptop and smartboard.